




Live Remote Monitoring Solutions



SerVision

SerVision IP-Based Security Systems



A global leader in security communication technologies, SerVision Ltd. develops and manufactures advanced and fully integrated video recording and transmission systems for the security and transportation sectors. SerVision's portfolio includes a multi-functional range of Digital Video Recorders (DVRs) with video-streaming capabilities over cabled, wireless, and cellular IP networks, providing the world's best available video transmission for cellular networks and bandwidth-limited environments. SerVision's

video gateway systems support a number of highly innovative features including SMS and e-mail notification of sensor-triggered events and remote monitoring of sites from control centers, smartphones and other mobile devices. These functions allow users to monitor their premises from anywhere in the world, at any time, and give them the option to respond in real time to prevent security breaches. Select models support connectivity over GSM, CDMA, and WiFi networks for wireless video transmission, making them fully mobile and ideal for easy transport or installations inside moving platforms. Other advanced features like bi-directional audio, encrypted video transmission, and GPS functionality (for mobile units) are also available.

About SerVision

Established in 2000, SerVision has a world class R&D team with extensive experience in the wireless communications industry. The company invests significant resources in custom-tailoring solutions for large-scale projects. Its team of technicians is always available to provide immediate assistance to customers and to provide on-site support when needed. Based in Jerusalem, Israel, SerVision has offices in the United States and is listed on the London Stock Exchange (AIM).

SerVision's versatile DVR portfolio has been used for a large range of applications in the defense, security, commercial and transportation sectors. Its systems have been installed in or on public buses, security vehicles, trains, construction zones, public utility and commercial sites, international borders, governmental buildings, warehouses, financial institutions, private residences, and more.

Products

SerVision Products

SerVision security systems comprise two main components:

- **Video Gateways:** Powerful, standalone and highly modular servers that are installed on-site and are compatible with standard CCTV equipment. These units combine full-featured DVR functionality with state-of-the-art compression and transmission capabilities. A range of models that are optimized for a variety of applications and environments, including large industrial sites, smaller commercial and residential locations, and moving platforms, is available.
- **Client Applications:** Software that is installed on third-party devices - such as desktop or laptop PCs, smart phones and tablets - and is used to download and play live and recorded video from video gateways.

Connections between video gateways and client applications can be established through a variety of types of IP-based networks - the Internet, cellular networks, LANs, and WLANs - using cable/DSL lines, cellular modems, or standard telephone lines (dial-up modems or ISDN).



All SerVision security systems feature:

- Exceptionally low bandwidth usage for high-quality video transmission
- Video transmission over IP networks
- Remote viewing of live and recorded video via SerVision client applications running on PCs, PDAs, and cellular phones
- Integration of input sensors and output activation sensors
- Event detection via built-in Video Motion Detection (VMD), input sensor, or internal video-lost sensor
- Event notifications via e-mail, SMS, or pop-up alarm
- Remote Pan-Tilt-Zoom (PTZ) control, even from smartphones
- Full integration of audio and video
- Minimal disk usage for recorded video
- Large-capacity hard drive for local storage of recorded video (most models)
- Downloading of video for storage on remote PCs



Live Video
Real time live monitoring of moving platforms
& remote sites over 3G



MVG

Mobile Video Gateways for Moving Platforms



The MVG is SerVision's ground-breaking video gateway for mobile applications. Ideal for deployment in buses, trains, police cars, delivery trucks, and emergency response vehicles, the MVG uses cellular and wireless technologies to stream high-quality live or recorded video from vehicles to remote client devices. Full GPS support allows remote users to locate and track vehicles, while the anti-shock, vibration-resistant chassis ensures reliability on the road. Support for a closed-circuit monitor enables drivers to see what is going on in every corner of the vehicle at a glance, and bi-directional audio capabilities enable them to speak freely with dispatchers and other personnel. Built-in Wi-Fi enables wireless backup of locally stored video on the MVG to the SVControlCenter's storage server.



TECHNICAL SPECIFICATIONS

MODELS		MVG 400
VIDEO INPUT	Standard	PAL/NTSC
	No. of video channels	4
	Resolution	VGA: 640x480(VGA), 320x240(QVGA), 160x120(QSIF) D1/PAL: D1(704x576), CIF(352x288), QCIF(176x144) D1/NTSC: D1(704x480), CIF(352x240), QCIF(176x120)
	Compression	MPEG4-based: 160 QVGA FPS H.264-based: 100 QVGA FPS
	Compressed data rates	9 kbps to 4 Mbps, user configurable
	PTZ control	2 ports: 1 RS-232 port, 1 RS-485 port
	PTZ protocol	Most common protocols
ENCRYPTION		AES-192/256
AUDIO	Audio channels	2 inputs: 1 active microphone, 1 passive microphone; 2 outputs: 1 internal built-in speaker, 1 external connector
		Bi-directional audio support
VIDEO OUTPUT	Standard	PAL/NTSC
	User Interface	Optional touch screen
COMMUNICATION	Network connectivity	Built-in 10/100 Base-T Ethernet suitable for cable/xDSL; USB interface slot for cellular (GPRS/CDMA/UMTS/EDGE/HSDPA/HSPA/HSUPA) and built-in Wi-Fi
	Maintenance	Web-based configuration
	External network support	Custom Proxy for remote access and video streaming Dynamic DNS support - No-IP, DynDNS, SVDNS (free use of SerVision's SVDNS server is available)
GPS		Internal 12-channel GPS module
ACCELEROMETER	G-Force Sensor	3-axis 2g - 8g high resolution G-Force sensor (Optional)
RECORDING	Mode	Continuous, event-driven or scheduled
	HD type	SATA interface; option for SSD; Removable HD
	HD size	Default: 2.5", 160GB, (up to 1TB optional)
	Storage	1.3GB/day per channel@10fps/128kbps QVGA continuous recording (MPEG)
EVENT HANDLING & OUTPUT	Event type	External sensor input, video motion detection, video loss G-Force events: Reckless driving, accidents, etc GPS-based events: Geofencing, Speed violations
	Action type	Local event recording, client notification, SMS, email notification, external activator, AVV (Alarm Video Verification)
	Motion detection	Threshold control, area of interest, exclude areas
I/O	Input channels	4 Opto-isolated inputs or 8 wet contact inputs (optional) Optional external sensor hub for up to 16 additional inputs/outputs
	Output channels	2 Opto-isolated activators (built-in relay)
POWER	Voltage input	10-40V DC
	Ignition input	12/24 VDC - configurable ignition based power off
	Voltage output	Provides 12V DC / 500mA for cameras & external equipment
	Max. power consumption	16W
OPERATING ENVIRONMENT	Ambient temperature	0°C - 45°C; 32°F - 113°F; Option for extended temperature: -5°C - 65°C; 23°F - 149°F
	Relative humidity	≤ 85%
PHYSICAL SPEC	Dimensions	185(W) x 158(D) (181 incl. supports) x 76(H) mm; 7.2"(W) x 6.2"(D) (7.1" incl. supports) x 2.9"(H)
	Weight	2 kg; 4.4 lbs
CLIENT SOFTWARE		Proprietary software for PC, Web server, Smart Phones (iPhone, Android, iPad, Symbian etc.); Snapshot over Web Optional PC Software for removable HD that enables direct viewing and downloading of recorded video

UVG


Video Gateways for Remote Sites



The UVG 400 is designed for installation at remotely located sites such as parking lots, cellular base stations, ATM machines, international borders and along the perimeter fencing of airport terminals. These low voltage systems support four or eight channels of live and recorded video, as well as bi-directional audio. Although they can be connected to the Internet using a standard cable based Internet connection, the UVG can also use cellular and wireless (WiFi) networks for streaming high quality video from remote sites to client devices. The UVG is ideal for deployment at any location where cabled Internet connections are not readily available, or at fixed sites where a backup cellular connection may be necessary.

TECHNICAL SPECIFICATIONS

MODELS		UVG 400, UVG 800
VIDEO INPUT	Standard	PAL/NTSC
	No. of video channels	4 (UVG 400), 8 (UVG 800)
	Resolution	VGA: 640x480 (VGA), 320x240 (QVGA), 160x120 (QSIF) D1/PAL: D1 (704x576), CIF (352x288), QCIF (176x144) D1/NTSC: D1 (704x480), CIF (352x240), QCIF (176x120)
	Video compression	UVG 400: MPEG4 up to 160 QVGA FPS; UVG 800: MPEG4 up to 320 QVGA FPS
	Compressed data rates	9 kbps to 4 Mbps, user configurable
	PTZ control	UVG 400: 2 ports: 1 RS-232 port, 1 RS-485 port; UVG 800: 4 ports: 2 RS-232 port, 2 RS-485 port
	PTZ protocol	Most common protocols
ENCRYPTION		AES-192/256
AUDIO	Audio channels	UVG 400: 2 inputs: 1 active microphone, 1 passive microphone; 2 Outputs: 1 internal built-in speaker, 1 external connector
		UVG 800: 4 inputs: 2 active microphone, 2 passive microphone 4 Outputs: 2 internal built-in speaker, 2 external connector
		Bi-directional audio support
VIDEO OUTPUT	Standard	PAL/NTSC
	User interface	Supplied PS/2 mouse Optional touch screen
COMMUNICATION	Network connectivity	Built-in 10/100 Base-T Ethernet suitable for cable/xDSL Dual USB interface slot for cellular (GPRS/CDMA/UMTS/EDGE/HSDPA/HSPA/HSUPA) and wireless (Wi-Fi) modems
	Maintenance	Web-based configuration
	External network support	Custom Proxy for remote access and video streaming Dynamic DNS support - No-IP, DynDNS, SVDNS (free use of SerVision's SVDNS server is available)
RECORDING	Mode	Continuous, event-driven or scheduled
	HD type	SATA interface
	HD size	Default: 3.5", UVG 400: 160GB, up to 1TB (optional); UVG 800: 320GB, up to 2TB (optional)
EVENT HANDLING & OUTPUT	Storage	1.3GB/day per channel @ 10fps/128kbps QVGA continuous recording
	Event type	External sensor input, video motion detection, video loss
	Action type	Local recording, client notification, SMS, email notification, external activator, AVV (Alarm Video Verification)
	Motion detection	Threshold control, area of interest, exclude areas
I/O	Input channels	UVG 400: 4 Opto-isolated inputs or 8 wet contact inputs;
		UVG 800: 8 Opto-isolated inputs or 16 wet contact inputs
		Optional external sensor hub for up to 16 additional inputs/outputs
	Output channels	UVG 400: 2 Opto-isolated activators; UVG 800: 4 Opto-isolated activators
POWER	Voltage input	12V DC
	Max. power consumption	UVG 400: 17W, UVG 800: 30W
OPERATING ENVIRONMENT	Ambient temperature	0°C - 45°C; 32°F - 113°F
	Relative humidity	≤ 85%
PHYSICAL SPEC	Dimensions	UVG 400: 185(W) x 158(D) x 76(H) mm; 7.2" (W) x 6.2"(D) x 2.9"(H)
	Dimensions	UVG 800: 185(W) x 158(D) x 160(H) mm; 7.2" (W) x 6.2"(D) x 6.3"(H)
	Weight	UVG 400: 2.1 kg; 4.6 lbs, UVG 800: 4.5 kg; 9.9 lbs
CLIENT SOFTWARE		Proprietary software for PC, Web server, PDA & cellphone (iPhone, iPad, Symbian, etc.) Snapshot over Web



CVG

Compact Video Gateway for Home Security



The CVG is SerVision's most basic video gateway. Its light weight, small dimensions and minimal power consumption make it an ideal choice for securing small sites which require up to two video cameras. Optimized for providing high-quality live video streams over low bandwidths to local and remote users, the CVG offers all of SerVision's advanced video transmission, event detection, notification, and client-access features. A removable SD Card (4-64GB) can record days or weeks of video for viewing in client applications; bi-directional audio support enables remote users to communicate with on-site users; and a sensor and activator can be connected to the unit for expanded event detection and handling.



TECHNICAL SPECIFICATIONS

MODELS		CVG
VIDEO INPUT	Standard	PAL/NTSC
	No. of video channels	2
	Resolution	VGA: 640x480 (VGA), 320x240 (QVGA), 160x120 (QSIF) D1/PAL: D1 (704x576), CIF (352x288), QCIF (176x144) D1/NTSC: D1 (704x480), CIF (352x240), QCIF (176x120)
	Compression	MPEG4 up to 160SIF fps Supports multiple streams & resolutions simultaneously
	Compressed data rates	9 kbps to 4 Mbps, user configurable
	PTZ control	2 ports: 1 RS-232, 1 RS-485 port
	PTZ protocol	Most common protocols
ENCRYPTION		AES-192/256
AUDIO	Audio channels	1 input, 2 output (1 internal & 1 external) Bi-directional audio support
	Standard	PAL/NTSC
VIDEO OUTPUT	User Interface	Optional touch screen
COMMUNICATION	Network connectivity	Built-in 10/100 Base-T Ethernet suitable for cable/xDSL Optional external router for USB (GPRS/CDMA/UMTS/EDGE/HSxPA) modems and wireless (Wi-Fi) adapters
	Maintenance	Web-based configuration
	External network support	Custom Proxy for remote access and video streaming Dynamic DNS support - No-IP, DynDNS, SVDNS (free use of SerVision's SVDNS server is available)
RECORDING	Mode	Continuous, event-driven or scheduled
	Recording media	Removable SD Card
	Default SD size	4 GB standard, (optional up to 64 GB)
EVENT HANDLING & OUTPUT	Storage	Approx. 1.3 GB/day per channel@10fps/128kbps QVGA continuous recording (MPEG)
	Event type	External sensor input, video motion detection, video loss
	Action type	Local event recording, client notification, SMS, email notification, external activator, AVV (Alarm Video Verification)
	Motion detection	Threshold control, area of interest, exclude areas
I/O	Input channels	1 Opto-isolated input Optional external sensor hub for up to 16 additional inputs/outputs
	Output channels	1 Opto-isolated activator (built-in relay)
	Voltage input	12V DC
POWER	Max. power consumption	5W
	Ambient temperature	0°C - 60°C; 32°F - 140°F
OPERATING ENVIRONMENT	Relative humidity	≤ 85%
	Dimensions	115(W) x 110(D) x 47(H) mm; 4.52" (W) x 4.33"(D) x 1.85"(H)
MECHANICAL SPEC	Weight	300gr; 10.6 oz
	CLIENT SOFTWARE	Proprietary software for PC, Web server, PDA and cellphone (iPhone, iPad, Symbian, etc.) Snapshot over Web

CVG-M

Compact Video Gateway for Remote Sites and Small Vehicles



The CVG-M is the perfect remote video surveillance solution for cars, vans and trucks, as well as remotely located sites and body-worn applications, allowing users to view live video from any moving platform or location on their smartphone or laptop anytime, anywhere. The CVG-M has support for two camera inputs, and uses special compression to transmit

and record high quality live video using an internal 3G GSM module. The unit has a removable SD card (4-64 GB) for local recording, as well as built-in GPS for fleet tracking and bi-directional audio for two way communication between on and off-site personnel. It also has one sensor and activator for expanded event detection and handling.

TECHNICAL SPECIFICATIONS

MODELS		CVG-M
VIDEO INPUT	Standard	PAL/NTSC
	No. of video channels	2
	Resolution	VGA: 640x480 (VGA), 320x240 (SIF), 160x120 (QSIF) D1/PAL: D1 (704x576), CIF (352x288), QCIF (176x144) D1/NTSC: D1 (704x480), CIF (352x240), QCIF (176x120)
	Compression	MPEG4 up to 160 SIF fps, Supports multiple streams & resolutions simultaneously
	Compressed data rates	9 kbps to 2 Mbps, user configurable
	PTZ control	2 ports: 1 RS-232, 1 RS-485 port
	PTZ protocol	Most common protocols
ENCRYPTION		AES-192/256
AUDIO	Audio channels	1 input, 2 output (1 internal & 1 external) Bi-directional audio support
	Standard	PAL/NTSC
VIDEO OUTPUT	User Interface	Optional touch screen
COMMUNICATION	Network connectivity	Built-in 10/100 Base-T Ethernet suitable for cable/xDSL Built-in 3G/3.5G GSM/UMTS/HSDPA module
	Maintenance	Web-based configuration
	External network support	Custom Proxy for remote access and video streaming Dynamic DNS support - No-IP, DynDNS, SVDNS (free use of Servision's SVDNS server is available)
GPS	GPS	Internal 12 channel GPS module
ACCELEROMETER RECORDING	G-Force Sensor	3-axis 2g - 8g high resolution G-Force sensor (Optional)
	Mode	Continuous, event-driven or scheduled
	Recording media	Removable SD Card
EVENT HANDLING & OUTPUT	Default SD size	4 GB standard, (optional up to 64 GB)
	Storage	Approx. 1.3 GB/day per channel@10fps/128kbps QVGA continuous recording (MPEG)
	Event type	External sensor input, video motion detection, video loss G-Force events: Reckless driving, accidents, etc GPS based events: Geofencing, Speed violations.
	Action type	Local event recording, client notification, SMS, email notification, external activator, Alarm Video Verification
	Motion detection	Threshold control, area of interest, exclude areas
I/O	Input channels	1 Opto-isolated input, Optional external sensor hub for up to 16 additional inputs/outputs
	Output channels	1 Opto-isolated activator (built-in relay)
POWER	Voltage input	9-36V
	Ignition Input	12/24 VDC - Configurable ignition based power off
	Voltage Output	Provides 12V DC / 250mA for cameras & external equipment
	Max. power consumption	9W
OPERATING ENVIRONMENT	Ambient temperature	0°C - 60°C; 32°F - 140°F
	Relative humidity	≤ 85%
MECHANICAL SPEC	Dimensions	115(W) x 110(D) x 47(H) mm; 4.52" (W) x 4.33"(D) x 1.85"(H)
	Weight	340gr.; 11.2 oz.
CLIENT SOFTWARE		Proprietary software for PC, Web server, PDA and cellphone (iPhone, iad, Symbian, etc.); Snapshot over Web Optional PC Software for removable micro SD that enables direct viewing and downloading of recorded video



HVG

Video Gateways for Small Offices and Homes



The HVG 400 video gateway is the optimal security system for small businesses and residential sites. These units offer a range of functionality in a compact, cost-effective package that minimizes power consumption. Live and recorded video from the units' four video channels can be viewed in any SerVision client application or on closed-circuit

monitors plugged directly into the units. Two-way live voice transmission enables remote users and those on-site to speak with one another in real-time. The HVG 400 can be connected to the Internet using a standard cable-based Internet connection, and is an ideal security system for monitoring homes and shops.

TECHNICAL SPECIFICATIONS

MODELS		HVG 400
VIDEO INPUT	Standard	PAL/NTSC
	No. of video channels	4
	Resolution	VGA: 640x480 (VGA), 320x240 (QVGA), 160x120 (QSIF) D1/PAL: D1 (704x576), CIF (352x288), QCIF (176x144) D1/NTSC: D1 (704x480), CIF (352x240), QCIF (176x120)
	Video compression	MPEG4 up to 160 QVGA frames per second
	Compressed data rates	9 kbps to 4 Mbps, user configurable
	PTZ control	2 ports: 1 RS-232 port, 1 RS-485 port
	PTZ protocol	Most common protocols
ENCRYPTION		AES-192/256
AUDIO	Audio channels	2 inputs: 1 active microphone, 1 passive microphone 2 Outputs: 1 internal built-in speaker, 1 external connector Bi-directional audio support
VIDEO OUTPUT	Standard	PAL/NTSC
	User interface	Supplied PS/2 mouse Optional touch screen
COMMUNICATION	Network connectivity	Built-in 10/100 Base-T Ethernet suitable for cable/xDSL
	Maintenance	Web-based configuration
	External network support	Custom Proxy for remote access and video streaming Dynamic DNS support - No-IP, DynDNS, SVDNS (free use of SerVision's SVDNS server is available)
RECORDING	Mode	Continuous, event-driven or scheduled
	HD type	SATA interface
	HD size	Default: 3.5", 160GB, up to 1 TB (optional)
EVENT HANDLING & OUTPUT	Storage	3.3GB/day per channel @ 15fps/320kbps QVGA continuous recording (MPEG)
	Event type	External sensor input, video motion detection, video loss
	Action type	Local recording, client notification, SMS, email notification, external activator, AVV (Alarm Video Verification)
	Motion detection	Threshold control, area of interest, exclude areas
I/O	Input channels	6 Opto-isolated inputs; Optional external sensor hub for up to 16 additional inputs/outputs
	Output channels	2 Opto-isolated activators
POWER	Voltage input	12V DC
	Max. power consumption	12W
OPERATING ENVIRONMENT	Ambient temperature	0°C - 45°C; 32°F - 113°F
	Relative humidity	≤85%
PHYSICAL SPEC	Dimensions	185(W) x 181(D) x 60(H) mm; 7.2" (W) x 7.1"(D) x 2.3"(H)
	Weight	1.7 kg; 3.7 lbs
CLIENT SOFTWARE		Proprietary software for PC, Web server, PDA & cellphone (iPhone, iPad, Symbian, etc.) Snapshot over Web



SVG

Video Gateways for Commercial and Industrial Applications



The SVG series is Servision's original and most versatile line of video gateway products. Ideal for securing medium to large industrial or commercial sites such as office complexes, factories, public transit terminals, and border crossings, the SVG can stream high-quality live or recorded video to remote PCs, and other mobile devices via cable/DSL network

connections. Models are available with 4, 8, 12, or 16 video channels and comes with USB support for cellular modems or WiFi adapters; these video gateways can stream video from virtually any location, indoors or out - a remote storage facility, a parking lot, or even a busy traffic intersection - and can be moved from location to location as necessary.



TECHNICAL SPECIFICATIONS

MODELS		SVG 400, SVG 400-8, SVG 400-12, SVG 400-16, SVG 1000
VIDEO INPUT	Standard	PAL/NTSC/SECAM composite video (BNC connector)
	No. of video channels	4 (SVG 400), 8 (SVG 400-8), 12 (SVG 400-12), 16 (SVG 400-16, SVG 1000)
	Resolution	640x480 (VGA), 320x240 (QVGA), 160x120 (QSIF)
	Compression	MPEG4
	Compressed data rates	9 kbps to 1 Mbps, user configurable
	PTZ control	2 ports: 1 RS-232/RS-485 port, 1 RS-232 port
	PTZ protocol	Most common protocols
ENCRYPTION		SSL, AES
WATERMARK		DSA (SHA-1)
COMMUNICATION	Network connectivity	Built-in 10/100 Base-T Ethernet suitable for Cable/xDSL
	Maintenance	Web-based configuration
	External network support	Custom Proxy for remote access and video streaming Dynamic DNS support - No-IP, DynDNS, SVDNS (free use of Servision's SVDNS server is available)
RECORDING	Mode	Continuous, event-driven or scheduled
	HD type	Internal
	HD size - SVG 400	3.5", 160GB (4, 8 & 12 ch.), 250 GB (16 ch.) optional: up to 1 TB
	HD size - SVG 1000	3.5", 250GB, optional: up to 2 TB
EVENT HANDLING & OUTPUT	Storage	1GB /day per channel @ 10fps/96kbps QVGA continuous recording (MPEG4)
	Event type	External sensor input, video motion detection, video loss
	Action type	Local event recording, client notification, SMS, email notification, external activator, Alarm Video Verification
	Motion detection	Threshold control, area of interest, exclude areas
I/O (External device)	Input channels	6 Opto-isolated inputs, Optional external sensor hub for up to 16 additional inputs
	Output channels	2 Opto-isolated activators (built-in relay)
POWER	Voltage for SVG 400/1000	110/220V AC
	Max. power consumption	SVG 400: 55W; SVG 1000: 170W
OPERATING ENVIRONMENT	Ambient temperature	5°C -50°C; 41°F -122°F
	Relative humidity	≤85%
PHYSICAL SPEC	Dimensions: SVG 400	176(W) x 260(D) x 197(H) mm; 6.9" (W) x 10.2"(D) x7.7"(H)
	Dimensions: SVG 1000	482(W) x 495(D) x 90(H) mm; 19" (W) x 19.5"(D) x3.5"(H)
	Weight	SVG 400: 4 kg; 8.8 lbs; SVG 1000: 12.5 kg; 27.5 lbs
CLIENT SOFTWARE		Proprietary software for PC, Web server, PDA & cellphone (iPhone, iPad, Symbian, etc.)

Supplementary Products



SVPROXY 3 (PROXY/DISTRIBUTOR/DDNS SERVER)

SVProxy 3 is an intermediary server that is sometimes required to relay video and other data between SerVision video gateways and SerVision client applications running on computers or mobile devices. This 4U rack mountable server includes a proxy server (SVProxy), a video distributor (SVDistributor) and a DDNS server (SVDDNS). SVProxy is required for remote viewing and downloading of video in special circumstances where direct network connections between video gateways and clients cannot be established. Normally, this occurs when a router or other firewall prevents clients from connecting to the video gateway. This can happen when the video gateway connects to the Internet via cellular modem, and the cellular carrier does not permit direct external access to the system's cellular modem. It may also be the case when the video gateway is located in a private network.

SVDistributor, is an intermediary server that reduces networking bottlenecks caused by too many simultaneous stream requests from several clients to one gateway, and/or insufficient bandwidth resources. SVDistributor enables up to 1,000 high-quality live video streams (actual number depends on configuration and other variables) from a single SerVision video gateway simultaneously, even when the video gateway transmits the video via cellular modem. SVDistributor may be required when multiple users want to remotely view video from a gateway at the same time without adversely affecting the quality of the other users' video stream. SVDDNS enables users to connect to a gateway using an easy to remember domain name (DNS) instead of a hard to remember or dynamically assigned IP address.



SVNVR/SVBACKUP

SVNVR is a powerful server that provides automated backup, storage, and playback of video recorded by SerVision video gateways. It connects to the systems at fixed intervals, downloads all the video that was recorded by the video gateways since the previous download, and stores it on its large-capacity local disks (3TB standard disk capacity).

SVNVR includes support for wireless networking. In mobile environments, this versatile feature can be used to activate downloading of new video recordings in a WiFi zone

whenever a gateway comes within range of the SVNVR server. For example, if a fleet of buses is outfitted with SerVision MVG gateways, and an SVNVR is set up in the bus yard's WiFi zone, recorded video can automatically be downloaded from the buses whenever they enter the yard.

Advanced SVBackup software offers synchronized playback of downloaded video from multiple cameras connected to a single video gateway. Playback can be initiated either by selecting a start time or by selecting an event from among those that were detected by the system.

CLIENTS

SVMultiClient and SVControl Center

SVMULTICLIENT

A full selection of client applications is supplied with every SerVision security system so customers can use a wide range of devices – desktops, laptops, tablets and smartphones including iPhone and Android devices – to view live video from their video gateways. All client applications play live and recorded video and support remote control of PTZ cameras. The PC-based client application, called the SVMultiClient, also includes many additional features; it is a powerful tool for monitoring sites remotely, and is suitable for use by individuals and control centers. The MultiClient offers:

- Simultaneous connections to multiple video gateways and up to 144 video streams
- Simultaneous display of up to 16 live and recorded video streams
- Support for 15 different languages
- Simultaneous downloading of multiple events from different gateways/cameras
- Configurable notifications (sirens, pop-ups, or WAV voice notifications) for VMD and sensor-triggered events detected by video gateways
- Configurable automated rotation of the video streams displayed - cycling from camera to camera and/or from one video gateway to another
- Integrated site maps representing the secured area and the corresponding locations of cameras and sensors
- Integrated GPS maps (Google Maps, Microsoft MapPoint, ESRI maps) for tracking mobile video gateways




SVCONTROL CENTER (Enterprise Control Center Solution)

The SerVision Control-Center Solution is an enterprise-level management system for control centers that monitor up to 5,000 SerVision video gateway units. Geared to extensive security networks such as those employed in public-transportation systems and building complexes, the solution enables control-center personnel to keep tabs on massive numbers of locations at one time. It enables them to view live and recorded video from multiple sites as required, and also notifies them of events that require their attention.

The system is highly flexible and configurable, enabling each enterprise to fine-tune it to its needs. Video gateways

can be grouped to simplify the monitoring process, events can be color-coded by type, notification content can be customized, and lists of events can be filtered to display only those events that are of interest at a given moment.

The notification system is designed to facilitate efficient and comprehensive event handling. Events can be assigned automatically to specific staff members, and responsibility for handling an event can be reassigned on-the-fly as necessary. Managers can easily monitor the entire event-handling process, seeing the current status of each event and a record of how it has been handled thus far.



Graphic Image Technologies (Pty) Ltd.

44 The Avenue, The Gardens, Johannesburg, South Africa, 2192

PO Box 52018, Saxonwold, Johannesburg, 2132, South Africa

Tel: +27-11-483-0333 • Fax: +27-11-483-0330

E-mail: servision@git.co.za • Website: www.git.co.za

GPS: S26 08.954 E28 04.639